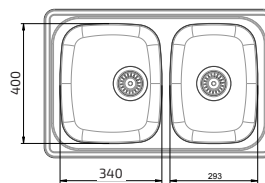
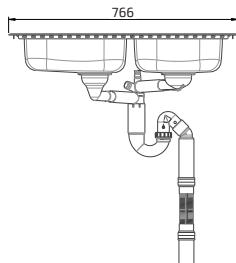
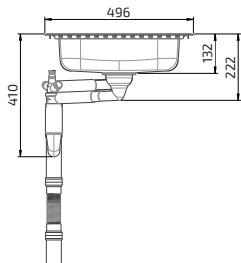




Inset



Undermounted



**Inset sink  
Granberg ES30 - 76.6 cm**

- For cabinet size: 800 mm
- Height of the sink bowls: 120 mm
- Outer dimensions: 766 x 496 mm
- Dimension of sawn-out hole: 740 x 474 mm
- Plate thickness: 0.8 mm, brushed stainless steel
- Mounting: Inset or undermounted
- Incl. basket valve and water lock with flexible drain hose
- Reversible, for right or left

618ES30-077

*Special note- flexible waste plumbing to be sourced and supplied in Australia*



**Inset**

A hole is sawn in the worktop and the inset sink is put in position from above. The inset sink is then fastened underneath with fittings while the outer edge lies on top of the board. This method is suitable for all types of worktop materials except natural stone. The hole is made on the spot by a fitter.



**Undermounted**

A hole with an edge is milled out in the worktop from below. The inset sink is then glued on from underneath. The thickness of the visible material above the sink varies depending on whether this is done in laminate, wood or acrylic stone. Supplied assembled from the factory.



GRANBERG

GRANBERG INTERIOR AB  
Box 6112  
600 06 Norrköping  
Sweden  
Tel: +46(0)11-19 77 50  
Email: info@granberg.se  
Internet: www.granberg.se

SINCE 1870



**Distributor/Dealer in Australia**



**Inclusive Living  
Australia**

Tel: +61 1300 304 330  
E-mail: sales@inclusiveliving.com.au  
Internet: http://www.inclusiveliving.com.au

